

DX-1100

9/8th Generation Intel® Xeon® and Core™ Processors, Extreme Performance, Compact and Modular Rugged Workstation



Overview

[CONTACT](#)

The Cincoze DX-1100 is a rugged workstation specifically designed to satisfy demands for the high-performance computing platform. Based on LGA 1151 socket and Intel® C246 chipset, the system supports 9/8th Generation Intel Xeon® and Core™ processors (formerly codenamed Coffee Lake S) with up to 8 cores and 64GB memory capacity. Despite its remarkably compact size, the DX-1100 still delivers the maximum flexibility of modular I/O expansions and provides dual hot-swap 2.5" HDD/SSD tray with RAID function. Thanks to Cincoze' exclusive CFM (Control Function Module) technologies, the DX-1100 can be configured instantly with Power over Ethernet and power ignition sensing functions to be applied in many industrial applications, such as machine vision, in-vehicle transportation, and mobile surveillance. Featuring rugged construction, fanless/cable-less/jumper-less design, wide operating temperature (-40 to +70°C), wide range DC power input (9~48 VDC), high tolerance to vibration and shock (5/50 Grms), the DX-1100 is maintenance-free and ideal to be deployed in harsh environments.

Key Features

- Supports 9/8th Generation Intel® Xeon® and Core™ Octa-core Processor
- Triple Independent Display with 4K/2K UHD Resolution (HDMI / DP / DVI-I)
- 2x 2.5" Hot Swap SATA HDD/SSD Tray, 3x mSATA Socket
- 2x USB 3.1 (10Gb/s) for Ultimate Data-transfer Speed
- 1x M.2 E Key Socket (CNVi), 3x Full-size Mini-PCIe Socket, 1x SIM Card Socket
- Supports CMI Interface for I/O Expandability
- Supports PoE+ and Power Ignition Sensing (with optional CFM modules)
- Wide Operating Temperature -40°C to 70°C
- E-Mark (E13, No.10R-0515210), LVD EN62368-1, EN50121-3-2

Certifications



Workstation Performance & Compact

Supporting 9/8th Generation Intel® Xeon® E-series processors (up to 8-core), the DX-1100 delivers workstation performance available in a compact size for multi-task applications and space-limited environments.



Modular Computing

Based on Cincoze' trusted, innovative, and reliable modular design, the DX-1100 brings the maximum flexibility and allows users to configure I/O interfaces according to specific application requirements.

Application-driven Functions

Capable of application-ready functions, such as PoE, power ignition, power over serial, RAID, M12 connection, and Multi-LAN, the DX1100 can speed up your application deployment and reduce the overall integration cost.



Specifications

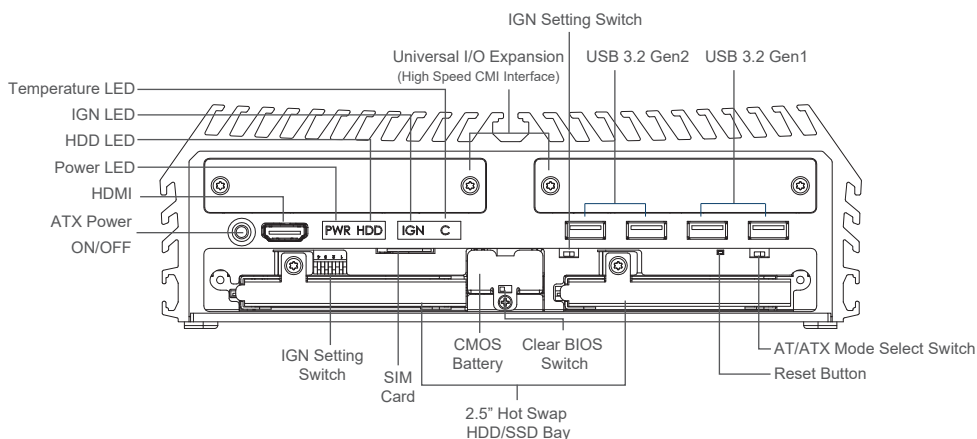
Model Name	DX-1100
System	
Processor	<ul style="list-style-type: none"> 9th Generation Intel® Coffee Lake-R S Series CPU: <ul style="list-style-type: none"> - Intel® Xeon® E-2278GEL 8 Cores Up to 3.9 GHz, TDP 35W - Intel® Core™ i7-9700E 8 Cores Up to 4.4 GHz, TDP 65W - Intel® Core™ i5-9500E 6 Cores Up to 4.2 GHz, TDP 65W - Intel® Core™ i3-9100E 4 Cores Up to 3.7 GHz, TDP 65W - Intel® Core™ i7-9700TE 8 Cores Up to 3.8 GHz, TDP 35W - Intel® Core™ i5-9500TE 6 Cores Up to 3.6 GHz, TDP 35W - Intel® Core™ i3-9100TE 4 Cores Up to 3.2 GHz, TDP 35W 8th Generation Intel® Coffee Lake S Series CPU: <ul style="list-style-type: none"> - Intel® Xeon® E-2176G 6 Cores Up to 4.7 GHz - 12M Cache, TDP 80W - Intel® Xeon® E-2124G 4 Cores Up to 4.5 GHz - 8M Cache, TDP 71W - Intel® Core™ i7-8700 6 Cores Up to 4.6 GHz - 12M Cache, TDP 65W - Intel® Core™ i5-8500 6 Cores Up to 4.1 GHz - 9M Cache, TDP 65W - Intel® Core™ i3-8100 4 Cores 3.6 GHz - 6M Cache, TDP 65W - Intel® Core™ i7-8700T 6 Cores Up to 4.0 GHz - 12M Cache, TDP 35W - Intel® Core™ i5-8500T 6 Cores Up to 3.5 GHz - 9M Cache, TDP 35W - Intel® Core™ i3-8100T 4 Cores 3.1 GHz - 6M Cache, TDP 35W - Intel® Pentium® G5400 2 Cores 3.7 GHz - 4M Cache, TDP 58W - Intel® Pentium® G5400T 2 Cores 3.1 GHz - 4M Cache, TDP 35W - Intel® Celeron® G4900 2 Cores 3.1 GHz - 2M Cache, TDP 54W - Intel® Celeron® G4900T 2 Cores 2.9 GHz - 2M Cache, TDP 35W
Chipset	Intel® C246
BIOS	<ul style="list-style-type: none"> AMI 32 MB BIOS
Memory	<ul style="list-style-type: none"> 2x DDR4-2666/2400 MHz SO-DIMM Sockets Support up to 64 GB (Un-buffered and Non-ECC type) * i3/Pentium/Celeron: DDR4 2400 MHz
Graphics	
Graphics Engine	<ul style="list-style-type: none"> Integrated Intel® UHD Graphics (Xeon: UHD P630; i7/i5/i3: UHD 630; Pentium/Celeron: UHD 610) Supports Triple Independent Display (DVI-I/DisplayPort/HDMI)
Audio	
Audio Codec	<ul style="list-style-type: none"> Realtek® ALC888, High Definition Audio
I/O	
Connector	<ul style="list-style-type: none"> 1x DVI-I Connector (VGA: 1920 x1080 @ 60 Hz; DVI-D: 1920 x1200 @ 60 Hz)
DisplayPort	<ul style="list-style-type: none"> 1x DisplayPort Connector (4096 x 2304 @ 60Hz, According to CPU Specifications)
HDMI	<ul style="list-style-type: none"> 1x HDMI Connector (3840 x 2160 @30Hz)
LAN	<ul style="list-style-type: none"> 2x GbE LAN (Support WoL, Teaming, Jumbo Frame, IEEE 1588v2 and PXE), RJ45 <ul style="list-style-type: none"> - GbE1: Intel® I219-LM - GbE2: Intel® I210
Flow Control	<ul style="list-style-type: none"> 4x RS-232/422/485 with Auto Flow Control (Support 5V/12V), DB9
USB	<ul style="list-style-type: none"> 2x USB 3.2 Gen1 (Type-A) 6x USB 3.0 (Type-A)
Mic-in	<ul style="list-style-type: none"> 1x Line-out & 1x Mic-in, Phone Jack 3.5mm
ATX Power	<ul style="list-style-type: none"> 1x ATX Power On/Off Button
Reset Button	<ul style="list-style-type: none"> 1x Reset Button
Mode Switch	<ul style="list-style-type: none"> 1x AT/ATX Mode Switch
CMOS Switch	<ul style="list-style-type: none"> 1x Clear CMOS Switch

Remote Power On/Off Connector	• 1x Remote Power On/Off Connector, 2-pin Terminal Block
Terminal Block	• 1x External FAN Connector, 4-pin Terminal Block (Supports Smart Fan by BIOS)
Storage	
HDD/SSD	• 2x 2.5" Front Accessible SATA HDD/SSD Bay (SATA 3.0)
mSATA	• 3x mSATA Socket (SATA 3.0, shared by Mini-PCIe socket)
RAID	• Supports S/W RAID 0, 1, 5 & 10
Expansion	
CFM (Control Function Module) Interface	• 1x Control Function Module (CFM) Interface
CMI (Combined Multiple I/O) Interface	• 2x Combined Multiple I/O (CMI) High Speed Interface • 1x Combined Multiple I/O (CMI) Low Speed Interface
M.2 E Key Socket	• 1x M.2 2230 Socket (Key E), supports WiFi/Bluetooth module or BIOS Selectable Intel® CNVi (Integrated WiFi/Bluetooth)
Mini-PCIe	• 3x Full-size Mini-PCIe Socket
SIM Socket	• 1x SIM Socket
Antenna Hole	• 3x Antenna Hole
Other Function	
Instant Reboot	• Supports Instant Reboot Technology (0.2 sec)
CMOS	• SuperCap Integrated for CMOS Battery Maintenance-free Operation
Watchdog Timer	• Software Programmable Supports 256 Levels System Reset
Power Requirement	
Power Type	• AT / ATX
Power Supply Voltage	• 9~48VDC
Terminal Block	• 1x 3-pin Terminal Block
Power Adapter	• Power Adapter AC/DC 24V/5A 120W or 24V/9.2A 220W (Optional)
Physical	
Dimension (W x D x H)	• 242 x 173 x 77 mm
Weight	• 3.6 kg
Construction	• Extruded Aluminum with Heavy Duty Metal
Mounting	• Wall mount / VESA mount / DIN Rail Mount / Side Mount
Physical Design	• Unibody Chassis • Fanless Design • Jumper-less Design • Cable less Design
Protection	
Reverse Power Input Protection	• Yes
Over Voltage Protection	• Protection Range: 51~58V • Protection Type: shut down operating voltage, re-power on at the preset level to recover
Over Current Protection	• 15A
Operating System	
Windows	• Windows® 10

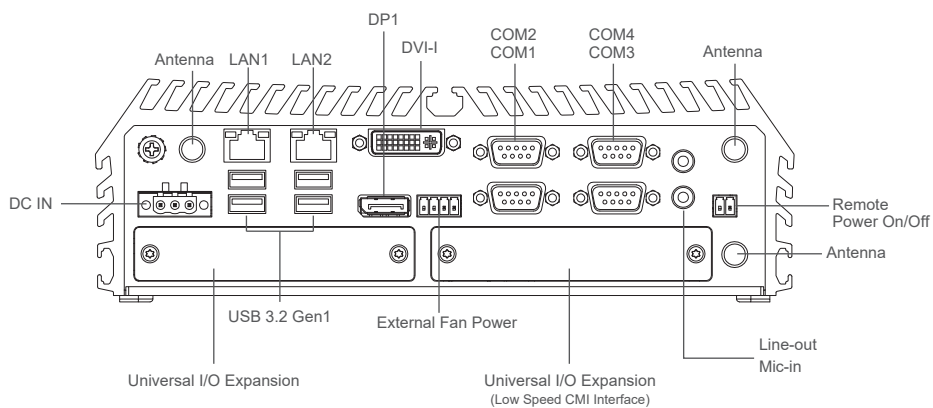
Linux	<ul style="list-style-type: none"> • Supports by Project
Environment	
Operating Temperature	<ul style="list-style-type: none"> • 35W TDP Processor: -40°C to 70°C • 54~65W TDP Processor: -40°C to 45°C • 71~80W TDP Processor: -40°C to 40°C • * PassMark BurnInTest: 100% CPU, 2D/3D Graphics (without thermal throttling) • * With extended temperature peripherals; Ambient with air flow • * According to IEC60068-2-1, IEC60068-2-2, IEC60068-2-14 • * Comply with EN50155 dry heat thermal test (85°C for 10 minutes)
Storage Temperature	<ul style="list-style-type: none"> • -40°C to 85°C
Relative Humidity	<ul style="list-style-type: none"> • 95% RH @ 40°C (Non-condensing)
Shock	<ul style="list-style-type: none"> • IEC60068-2-27: Operating, 50 Grms, Half-sine 11 ms Duration, w/ SSD • IEC/EN61373: Operating, 50 Grms, Half-sine 30 ms Duration, w/ SSD
Vibration	<ul style="list-style-type: none"> • IEC60068-2-64: Operating, 5 Grms, 5-500 Hz, 3 Axes, w/ SSD • IEC/EN61373: Operating, 1 Grms, 5-150 Hz, 3 Axes, w/ SSD
MTBF	<ul style="list-style-type: none"> • 407,391 Hours - Database: Telcordia SR-332 Issue3, Method 1, Case 3
EMC	<ul style="list-style-type: none"> • CE, UKCA, FCC, ICES-003 Class A • E-mark
EMI	<ul style="list-style-type: none"> • CISPR 32 Conducted & Radiated: Class A • EN/BS EN 50121-3-2 Conducted & Radiated: Class A • EN/BS EN IEC 61000-3-2 Harmonic current emissions: Class A • EN/BS EN61000-3-3 Voltage fluctuations & flicker • FCC 47 CFR Part 15B, ICES-003 Conducted & Radiated: Class A
EMS	<ul style="list-style-type: none"> • EN/IEC 61000-4-2 ESD: Contact: 6 kV; Air: 8 kV • EN/IEC 61000-4-3 RS: 80 MHz to 1000 MHz: 20 V/m • EN/IEC 61000-4-4 EFT: AC Power: 2 kV; Signal: 2 kV • EN/IEC 61000-4-5 Surges: AC Power: 2 kV • EN/IEC 61000-4-6 CS: 10V • EN/IEC 61000-4-8 PFMF: 50 Hz, 1A/m • EN/IEC 61000-4-11 Voltage Dips & Voltage Interruptions: 0.5 cycles at 50 Hz
Safety	<ul style="list-style-type: none"> • LVD IEC/EN 62368-1
Railway	<ul style="list-style-type: none"> • EMC: <ul style="list-style-type: none"> EN 50155: 2007 / AC: 2012 Clause 5.4, 5.5 - EN 50121-1: 2017 - EN 50121-3-2: 2016 • Simulated Long Life Test: <ul style="list-style-type: none"> EN 50155: 2017 Clause 13.4.11.2 - IEC 61373 Edition 2.0: 2010, Category 1, Class B-Body mounted: Operating • Vibration: <ul style="list-style-type: none"> EN 50155: 2017 Clause 13.4.11.4 - IEC 61373 Edition 2.0: 2010, Category 1, Class B-Body mounted: Operating • Shock: <ul style="list-style-type: none"> EN 50155: 2017 Clause 13.4.11.3 - IEC 61373 Edition 2.0: 2010, Category 1, Class B-Body mounted: Operating • Dry Heat Thermal Test <ul style="list-style-type: none"> EN 50155: 2017 Clause 13.4.5.3 - Thermal Test Cycle: B - Operating Temperature: OT4 (-40°C to 70°C), 85°C (for 10 minutes)
Fire Protection	<ul style="list-style-type: none"> • EN 45545-2

External Layout

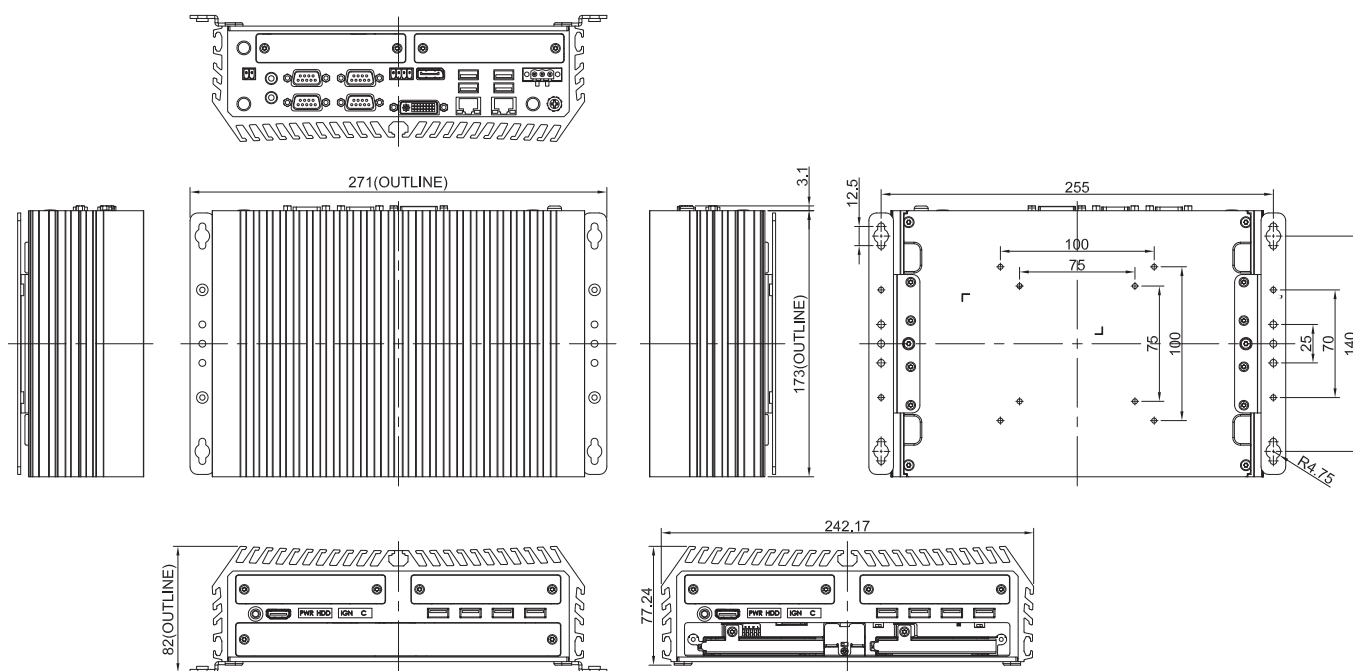
Front I/O



Rear I/O



Dimensions



Unit: mm

Ordering Information

Available Models

Model No.	Description
DX-1100-R10	9/8th Generation Intel® Xeon® and Core™ Processors, Extreme Performance, Compact and Modular Rugged Workstation

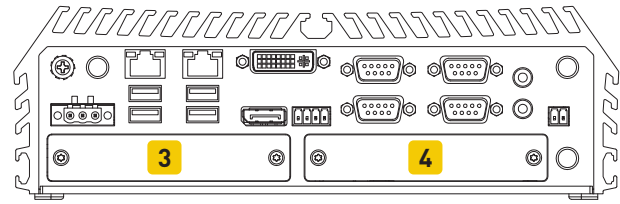
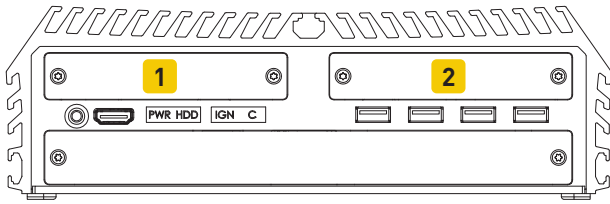
Package Checklist

• DX-1100 Rugged Workstation x 1	• Power Terminal Block Connector x 1
• CPU Heatsink Pack x 1	• Remote Power On/Off Terminal Block Connector x 1
• Screw Pack x 1	• Fan Terminal Block Connector x 1
• Wall Mounting Kit x 1	• DVI-I to VGA Adaptor x 1

Optional Modules & Accessories

Model No.	Description
CFM-PoE01	CFM Module with PoE Control Function, Individual Port 25.5W
CFM-IGN01	CFM Module with Power Ignition Sensing Control Function, 12V/24V Selectable
CMI-LAN01-R12/UB0912	CMI Module with 4x Intel I210 GbE LAN, RJ45 Port / 1x Universal Bracket with 4x RJ45 Cutout for DX Series
CMI-M12LAN01-R12/UB0910	CMI Module with M12 Connector, 4x Intel GbE LAN / 1x Universal Bracket with 4x M12 Cutout for DX Series
CMI-XM12LAN01-R10/UB0930-R10	CMI Module with M12 X-Coded Connector, 4x Intel I210 GbE LAN Ports / Universal Bracket with 4x M12 X-Coded Cutout for DX Series
CMI-DIO01/UB0918	CMI Module with 16DIO (8in 8out) / 1x Universal Bracket with DIO Cutout for DX Series
CMI-COM01/UB0903	CMI Module with 2x RS232/422/485 (Support 5V/12V) / 1x Universal Bracket with 2x DB9 Cutout for DX Series
MEC-COM-M212-TDB9/UB0903	Mini-PCIe Module with 2x RS-232 Serial Ports, 1x Thin DB9 Cable / 1x Universal Bracket with 2x DB9 Cutout for DX Series
MEC-COM-M334-TDB9/2xUB0903	Mini-PCIe Module with 4x RS-232/422/485 Serial Ports, 2x Thin DB9 Cable / 2x Universal Bracket with 2x DB9 Cutout for DX Series
MEC-LAN-M102-30/UB0911	Mini-PCIe Module with 2x LAN Ports, 2x 30cm cable / 1x Universal Bracket with 2x RJ45 Cutout for DX Series
GST120A24-CIN	Adapter AC/DC 24V 5A 120W, with 3pin Terminal Block Plug 5.0mm Pitch, with TUBES, level VI
GST220A24-CIN	Adapter AC/DC 24V 9.2A 220W, with 3pin Terminal Block Plug 5.0mm Pitch, with TUBES, level VI
GST360A24-CIN	Adapter AC/DC 24V 15A 360W with 3pin Terminal Block Plug and TUBES, Level VI
RSD-200D-24	Railway Single Output DC-DC Converter 200W / DC 24V
FAN-EX101	External Fan with 4pin Terminal Block Plug and Mounting Bracket, Support smart fan
SIDE-DX	DX Series side mount kit
DIN01	DIN-RAIL Mount Kit, KMRH-K175

Optional Module Configuration



Model No.	Description	1	2	3	4
CFM-PoE01	CFM Module with PoE Control Function, Individual Port 25.5W	V	V	-	-
CMI-LAN01-R12/UB0912	CMI Module with 4x Intel I210 GbE LAN, RJ45 Port / 1x Universal Bracket with 4x RJ45 Cutout for DX Series	V	V	-	-
CMI-M12LAN01-R12/UB0910	CMI Module with M12 Connector, 4x Intel GbE LAN / 1x Universal Bracket with 4x M12 Cutout for DX Series	V	V	-	-
CMI-XM12LAN01-R10/UB0930-R10	CMI Module with M12 X-Coded Connector, 4x Intel I210 GbE LAN Ports / Universal Bracket with 4x M12 X-Coded Cutout for DX Series	V	V	-	-
CMI-DIO01/UB0918	CMI Module with 16DIO (8in 8out) / 1xUniversal Bracket with DIO Cutout for DX Series	-	-	-	V
CMI-COM01/UB0903	CMI Module with 2x RS232/422/485 (Support 5V/12V) / 1x Universal Bracket with 2x DB9 Cutout for DX Series	-	-	-	V
MEC-COM-M212-TDB9/UB0903	Mini-PCIe Module with 2x RS-232 Serial Ports, 1x Thin DB9 Cable / 1x Universal Bracket with 2x DB9 Cutout for DX Series	V	V	V	V
MEC-COM-M334-TDB9/2xUB0903	Mini-PCIe Module with 4x RS-232/422/485 Serial Ports, 2x Thin DB9 Cable / 2x Universal Bracket with 2x DB9 Cutout for DX Series	V	V	V	V
MEC-LAN-M102-30/UB0911	Mini-PCIe Module with 2x LAN Ports, 2x 30cm cable / 1x Universal Bracket with 2x RJ45 Cutout for DX Series	-	-	V	-

V : Compatible