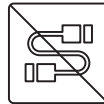
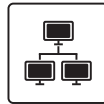


# CMI-LAN01

CMI Module with 4x Intel GbE LAN, RJ45 Port



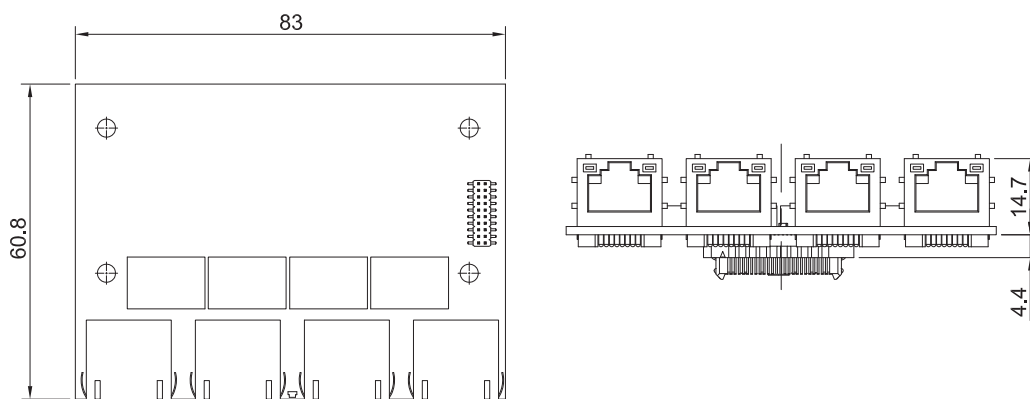
- CMI (Combined Multiple I/O) Technology
- Intel Ethernet Controller I210
- Support Up to 1GbE Data Rate



## Specifications

Interface	CMI (Combined Multiple I/O) Interface
Ethernet Port	4x Intel® I210 Ethernet Ports
Connector Type	RJ45
Data Rate Per Port	10/ 100/ 1000 Mbps
Jumbo Frames Supported	Yes
Teaming Supported	Yes
Dimension ( W x D x H )	83 x 60.8 x 14.7 mm

## Dimensions



Unit: mm

## Ordering Information

### Available Models

**CMI-LAN01-R12** CMI Module with 4x Intel GbE LAN, RJ45 Port

### Package Check List

- CMI Module x1
- Screw Pack x1

## Compatible List

Model No.	CMI-LAN01
DS-1100	V
DS-1101	V
DS-1102	V
DS-1200	V
DS-1201	V
DS-1202	V
DS-1300	V
DS-1301	V
DS-1302	V
DS-1400	V
DS-1401	V
DS-1402	V
DX-1000	V
DX-1100	V
DX-1200	V
DI-1000	V
DI-1100	V
DI-1200	V
GM-1000	V
GM-1100	V
GP-3000	V
GP-3100	V