

# RBOX-1000-M12X-i7

6th Gen Intel® Core™ i7-6600U CPU with Isolated 110VDC Input / 6 x GbE with optional PoE  
In-Vehicle Computer

## Features

- Intel® Core™ i7 Processor 2.6 GHz up to 3.4 GHz
- Wireless support LTE w/ SIM Card, GPS, Bluetooth (optional)
- 6 x GbE (optional PoE)
- Isolated wide Input Range 77~137V DC
- Dual Hot-swappable SATA Storage, RAID 0, 1, 5
- EN50155 Tx Temperature and Class S2 Interruption



POE



GPS



Wireless



Wide Range



EN50155

## Introduction

The RBOX-1000-M12X is powered by an Intel 6th generation Core i7-6600U CPU with isolated 110VDC Input 6 x GbE (optional PoE) in-vehicle computer specially designed for railway applications. RBOX-1000-M12X is highly flexible, supporting a wide range of peripherals and connections. It offers wireless support LTE with SIM card, GPS, Bluetooth (optional), isolated wide range of 77 ~ 137VDC power input and EN50155 Tx temperature and Class S2 interruption. RBOX-1000-M12X can be operated in extreme weather conditions (operating temperature: -40~70°C), suitable for railway station management and License Plate Identification (LPI). The easy-to-use, intuitive interface makes RBOX-1000-M12X ideal for use in public transportation and other applications requiring high capacity and simplicity.

## Specifications

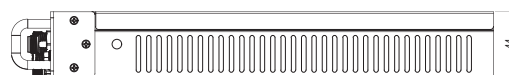
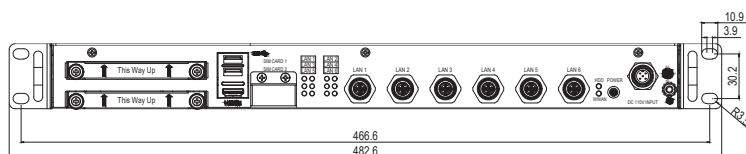
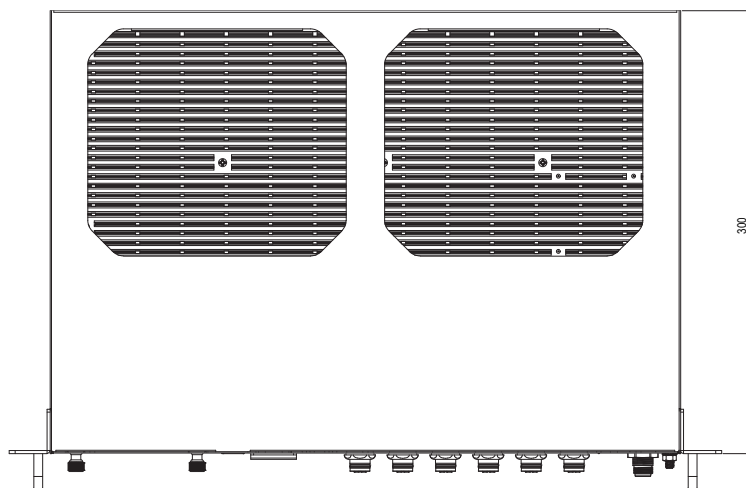
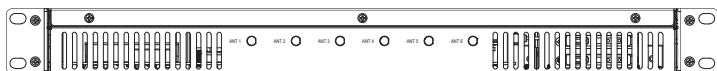
System	
CPU	Intel Gen6 Core i7-6600U 2.6GHz up to 3.4GHz
	2 Cores/ 4 Threads
	Benchmark Score up to 4867 (Based on PerformanceTest V9)
	VT-x and VT-d Supported
Memory	2 x SO-DIMM DDR4 Up to 32 GB (16 GB x2)
LAN Controller	6 x Intel I210-AT support PXE boot
Watchdog	Watchdog Timer Support, Offer 1 – 255 Step
I/O	
USB Port	2 x USB 3.0 w/ Type-A connectors
LAN	6 x 10/100/1000BASE-T w/ M12 X-coded connectors
Video Port	1 x HDMI
SIM Card Socket	2 x SIM Card Sockets, supported onboard with eject
Expansion Bus	2 x Mini-card slots (USB Bus only)
Graphics	
Graphics	Intel® HD Graphics 520
	DirectX Video Acceleration (DXVA) for Accelerating Video Processing - Full AVC/VC1/MPEG2 HW Decode
	Supports DirectX 11/10.1/10/9 and OpenGL 4.0
Resolution	Up to 4096 x 2304@60 Hz
Software	
Operating System	Windows 10 64-bit Ubuntu 16.04 64-bit (Kernel 4.4.0)

Environmental	
Operating Temp.	-40°C ~ 70°C EN50155 Tx, ambient w/ 0.6m/s airflow
Storage Temp.	-40°C ~ 85°C
Relative Humidity	10% RH – 90% RH (non-condensing)
Vibration Operating	EN 50155, EN61373
Shock	EN 50155, EN61373
Certifications	EN 50155, EN50121-1, EN50121-3-2
Storage	
Type	2 x 2.5" Drive Bay for SATA Type HDD/SSD RAID 0, 1, 5 1 x mSATA
Power Requirement	
Power Input	77-137V DC Power Input with Isolation (optional for 24V/ 48V/ 72V)
Power Protection	Automatics Recovery Short Circuit Protection Meet EN50155 Class S2
Mechanical	
Construction	Aluminum Alloy
Mounting	1U 19" Rackmount
Weight	2500g
Dimensions	482 x 300 x 44 mm
IP Rating	IP20 (IP40 Kit for Optional)

All specifications are subject to change without notice.

## Dimensions

Unit : mm



## Ordering Information

Part Number	RBOX-1000-M12X-i7
Description	Intel® Gen 6 Core i7-6600U processor with isolated 110VDC input 6x GbE in-vehicle computer/ EN 50155 certified for railway applications
State of Origin	Made in Taiwan

## Optional Accessories

DRAM	SO-DIMM max.DDR4-2133,4GB~32GB,0~70°C/-40~85°C
SATA SSD	2.5inch MLC/TLC 64GB~1TB 0~70°C/-40~85°C
mSATA	MLC 16G~512GB, 0~70°C/-40~85°C
Modem	LTE miniPCIe card
GPS	GPS miniPCIe card
M12 X code external cable	Cat6 M12 X-code w/GND 8PIN LAN Male 1 meter long

All specifications are subject to change without notice.